

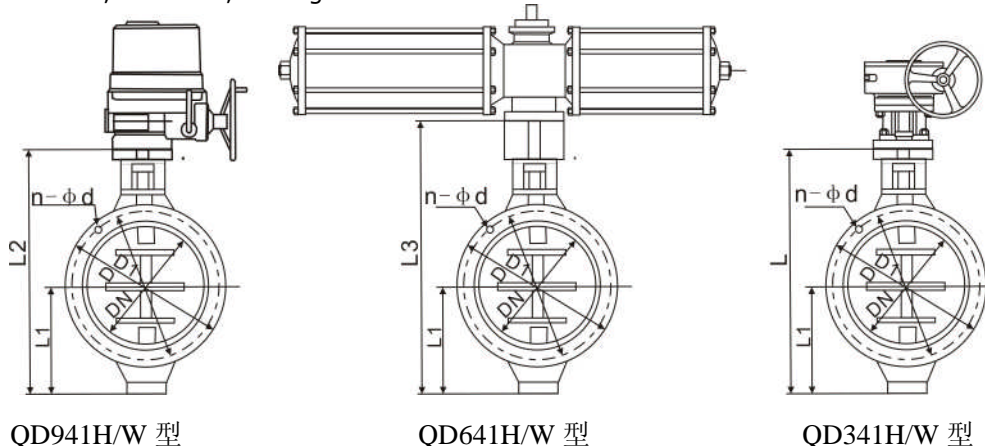
QD Series Light-duty Electric (Pneumatic, Manual) Aeration Butterfly Valve

Structural Features & Uses

This valve is ideal starting and stopping as well as conditioning equipment for dust removal and ventilation and environmental protection systems, unique in structure, welded with high quality alloy-steel plate, characterized by small volume, light weight, large flow area, flexible start and stop and choice for site operation and remote operation and control, and applicable to metallurgy, mining, power station, building materials, medicine, chemical, and light industries.

Main Technical Specifications

Nominal pressure: 0.01Mpa
 Suitable temperature: $\leq 300^{\circ}\text{C}$
 Suitable media: air, dusty gas and smoke
 Power supply: 380VAC
 Air pressure: 0.4-0.6Mpa
 Leakage rate: $< 1.5\%$



Main Outline Dimensional Drawing

DN	D	D1	L1	n-φd	QD941H/W-0.1		QD641H/W-0.1		QD341H/W-0.1	
					L2	W. T. (Kg)	L3	W. T. (Kg)	L	W. T. (Kg)
100	176	138	88	8-10	450	42	400	25	270	20
150	226	188	113	8-13.5	500	48	450	31	330	25
200	276	238	138	8-13.5	550	53	475	36	390	29
250	326	288	163	12-13.5	600	60	525	43	440	34
300	370	338	188	12-13.5	650	67	575	50	515	40
350	426	388	213	12-13.5	700	72	625	55	565	44
400	478	438	243	16-13.5	760	85	685	68	630	52
450	528	488	268	16-13.5	810	110	735	83	680	66
500	576	538	293	16-13.5	860	180	785	120	730	96
600	676	638	323	20-13.5	920	195	915	135	1006	108
700	776	738	383	24-13.5	1000	210	1055	150	1118	120
800	890	850	460	24-13.5	1235	270	1220	210	1300	168
900	990	950	510	24-13.5	1335	320	1320	250	1400	200
1000	1090	1050	560	28-13.5	1490	370	1475	370	1500	240
1100	1190	1150	650	32-14	1640	430	1658	350	1600	280
1200	1290	1250	700	32-14	1740	500	1758	440	1720	350
1300	1390	1350	750	36-14	1870	580	1858	520	1820	416
1400	1490	1450	800	40-14	1940	660	1958	600	1920	480
1500	1620	1570	850	40-14	2120	750	2155	680	2010	524
1600	1720	1670	930	40-14	2276	710	2291	880	2110	724
1700	1820	1770	980	44-18	2376	1100	2391	1040	2260	832
1800	1920	1870	1030	44-18	2486	1350	2500	1290	2410	1004
1900	2040	1980	1080	48-22	2600	1570	2740	1510	2510	1208
2000	2140	2080	1150	48-22	2740	1780	2880	1720	2610	1376
2200	2340	2280	1270	52-22	2980	2300	3120	2240	2860	1792
2400	2540	2480	1370	56-22	3180	2500	3320	2440	3060	1952
2600	2740	2680	1500	60-22	3440	2800	3580	2750	3300	2240
2800	2940	2880	1650	64-26	4000	3100	4140	3060	3500	2630
3000	3140	3080	1750	68-26	4200	3500	4340	3400	3700	3070

Note: Electric actuators are matched with HQ and SMC series, while pneumatic actuators with BAW series. It is decided in design.

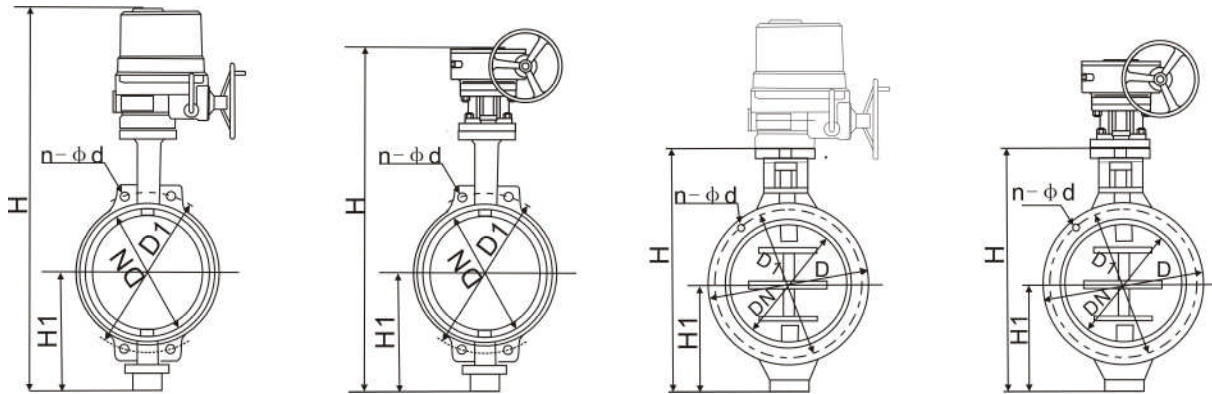
AD Series Electric (Manual) Aeration Butterfly Valve

Structural Features and Uses

This valve is welded with high quality alloy-steel plate, and characterized by small volume, light weight, large flow area, flexible start and stop, easy use and maintenance and cheap price. It adopts DN100-500 wafer connection and DN600-DN3000 flange connection. It is applicable to metallurgy, mining, power station, building materials, medicine, chemical, and light industries, and available for site operation or remote control.

Main Technical Specifications

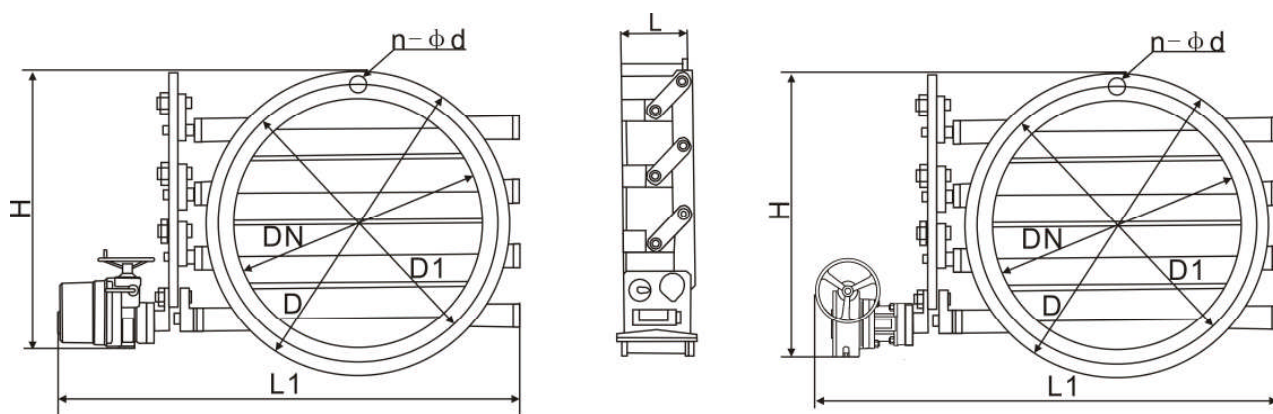
Nominal pressure: 0.1Mpa
 Suitable Temperature: $\leq 300^{\circ}\text{C}$
 Suitable media: air, dusty gas and smoke
 Power supply: 380VAC
 Air pressure: 0.4-0.6Mpa
 Leakage rate: $< 1.5\%$



Type	DN	D	D1	H1	n-φd	AD94(7)1H/W-1		AD34(7)1H/W-1		AD4(7)H/W-1	
						H	W.T.(Kg)	H	W.T.(Kg)	H	W.T.(Kg)
AD9(3)71H/W-1	100	205	170	110	6-11	577	45	450	25	350	12
	150	260	225	135	6-11	630	47	505	26	405	15
	200	295	260	160	6-11	685	64	527	35	427	19
	250	335	300	300	6-11	740	71	587	42	487	31
	300	375	340	340	6-11	805	95	687	59	587	50
	350	440	400	400	12-14	870	108	743	80	643	62
	400	490	455	455	12-14	295	123	807	95	707	75
	450	550	510	450	12-14	1390	145	848	115	748	89
	500	605	565	510	12-14	1450	169	1005	125	905	98
AD9(3)41H/W-1	600	712	668	620	16-16	1590	212	1177	180	977	115
	700	812	768	675	16-16	1700	246	1315	220	1215	130
	800	926	878	730	20-18	1890	300	1438	270	1338	162
	900	1026	978	790	20-18	1990	325	1538	300		
	1000	1126	1078	850	20-18	2150	490	1638	420		
	1100	1226	1178	950	26-20	2380	575	1738	500		
	1200	1330	1270	1050	26-20	2580	680	1933	635		
	1400	1520	1470	1150	26-20	2780	850	2123	812		
	1600	1720	1670	1205	26-20	2910	1005	2323	952		
	1800	1920	1870	1305	26-20	3110	1520	2523	1270		
	2000	2140	2080	1435	26-22	3370	1990	2743	1740		
	2200	2340	2280	1535	26-22	3770	2200	2943	1950		
	2400	2540	2480	1635	26-22	3770	2450	3143	2200		
	2600	2740	2680	1735	26-24	3970	2760	3343	2510		
	2800	2940	2880	1835	26-24	4170	2980	3543	2730		
3000	3140	2080	1935	26-24	4370	3310	3743	3005			

Note: Electric actuators are matched with HQ and SMC series, while pneumatic actuators with BAW series. It is decided in design.

DYD-Y Series Round Multiblade Butterfly Valve



Structural Features:

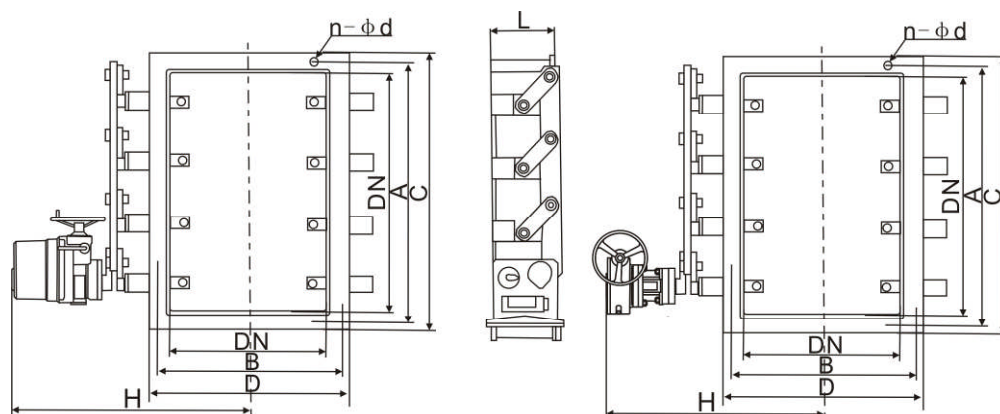
This series of round multiblade butterfly valve is widely used in dusty cold air or warm air ducts of ventilation and environmental protection works in metallurgy, building materials, chemical, power station and glass industries, particularly applicable to inlets and outlets of fans as air regulation and starting and stopping equipment to reduce open and close moment, and able to be used with various kinds of actuators to present different equipment performance.

Main Parameters

DN	D	D1	H	n-φd	L	b	Leaves	L1		W.T.(Kg)
								Electric	Manual	
500	640	600	890	20-22	300	18	3	1100	900	196
600	755	705	1020	20-26	300	18	3	1210	1000	210
700	860	810	1110	24-26	300	18	3	1380	1150	230
800	975	920	1240	24-26	350	20	5	1480	1200	350
900	1075	1020	1340	24-30	350	20	5	1580	1410	490
1000	1175	1120	1440	28-30	350	20	5	1675	1510	560
1200	1375	1320	1660	32-30	350	20	5	1895	1710	620
1400	1575	1520	1860	36-30	400	20	7	2145	1940	810
1600	1790	1730	2060	40-30	400	24	7	2345	2145	1010
1800	1990	1930	2260	44-30	400	24	9	2545	2345	1600
2000	2190	2130	2500	48-30	400	24	9	2745	2545	2050
2200	2405	2340	2700	52-33	500	24	11	3125	2845	2300
2400	2605	2540	2900	56-33	500	24	11	3325	3000	2500
2600	2805	2740	3100	60-33	500	28	15	3525	3200	2900
2800	3030	2960	3330	64-36	500	28	15	3740	3400	3100
3000	3230	3160	3530	68-36	500	28	15	3940	3600	3400

Note: Electric actuators are matched with HQ and SMC series, while pneumatic actuators with BAW series. It is decided in design.

DYD-F Series Round Multiblade Butterfly Valve



Structural Features:

This series of round multiblade butterfly valve is widely used in dusty cold air or warm air ducts of ventilation and environmental protection works in metallurgy, building materials, chemical, power station and glass industries, particularly applicable to inlets and outlets of fans as air regulation and starting and stopping equipment to reduce open and close moment, and able to be used with various kinds of actuators to present different equipment performance.

Main Parameters

DN X DN	A X B	C X C	H	n- d	b	L	Leave s	W.T. (Kg)
500 ×400	565x465	600x500	507	8-17	14	190	2	201
500 ×500	565x565	600x600	557	20-17	14	190	2	210
630 ×400	710x480	750x520	517	20-17	16	210	2	247
630 ×500	710x580	750x620	567	22-17	16	210	3	255
630 ×630	710x710	750x750	632	24-17	16	210	3	260
800 ×500	880x580	750x750	567	24-17	16	210	3	351
800 ×630	880x710	920x620	632	26-19	16	210	3	366
800 ×800	880x880	920x920	717	28-19	16	210	3	375
990 ×715	1070x795	1110x835	674	28-19	16	250	3	555
1000 ×630	1080x710	1120x750	632	28-19	16	250	3	551
1000 ×800	1080x880	1120x920	717	30-19	16	250	3	565
1000 ×1000	1080x1080	1120x1120	817	32-19	16	250	3	640
1250 ×800	1330x880	1370x920	717	34-19	18	250	4	680
1250 ×1000	1330x1080	1370x1120	817	36-19	18	250	4	710
1250 ×1250	1330x1330	1370x1370	942	40-19	18	250	4	810
1500 ×1500	1595x1595	1640x1640	1077	48-19	20	300	4	1030
1600 ×1000	1695x1095	1740x1140	827	42-19	20	300	4	970
1600 ×1250	1695x1345	1740x1390	995	46-19	20	300	4	996
1600 ×1600	1695x1695	1740x1740	1170	52-19	20	300	4	1240
1620 ×1170	1715x1265	1760x1310	955	44-19	20	300	4	990
2000 ×1250	2095x1345	2140x1390	995	52-22	22	400	5	2360
2000 ×1600	2095x1695	2140x1740	1170	58-22	22	400	5	2800
2000 ×2000	2095x2095	2140x2140	1370	64-22	22	400	5	3030
2500 ×1600	2600x1700	2650x1750	1175	66-22	24	400	6	2800
2500 ×2000	2600x2100	2650x2150	1445	72-22	24	400	6	3010
2500 ×2500	2600x2600	2650x2650	1695	76-22	24	400	6	3640
3000 ×2000	3100x2100	3150x2150	1445	78-22	24	400	8	3620
3000 ×2500	3100x2600	3150x2650	1695	84-22	24	400	8	4030
3000 ×3000	3100x3100	3150x3150	1945	92-22	24	400	8	4150